

12 piece wooden ball puzzle solution

12 piece wooden ball puzzle solution is a sought-after guide for enthusiasts and puzzlers aiming to master the intricacies of this classic brain teaser. This puzzle, consisting of twelve interlocking wooden pieces that combine to form a spherical shape, challenges spatial reasoning, patience, and problem-solving skills. Understanding the assembly method and the logic behind each move is essential to effectively solve the 12 piece wooden ball puzzle. This article provides an in-depth examination of the puzzle's components, detailed step-by-step instructions for the solution, helpful tips, and common pitfalls to avoid. By exploring these facets, readers will gain a comprehensive grasp of the 12 piece wooden ball puzzle solution and enhance their ability to tackle similar mechanical puzzles with confidence.

- Understanding the 12 Piece Wooden Ball Puzzle
- Step-by-Step Solution Guide
- Tips and Techniques for Efficient Assembly
- Common Challenges and How to Overcome Them
- Benefits of Solving the 12 Piece Wooden Ball Puzzle

Understanding the 12 Piece Wooden Ball Puzzle

The 12 piece wooden ball puzzle is a three-dimensional mechanical puzzle made up of twelve uniquely shaped wooden pieces. When correctly assembled, these pieces form a perfect ball, showcasing the craftsmanship and the complexity of the design. Each piece interlocks with others through precise grooves and notches, requiring a specific sequence to fit together without forcing.

Components and Structure

The puzzle's twelve pieces are generally divided into sets that complement each other structurally. These pieces are often symmetrical or mirror images, designed to distribute the weight and balance evenly once assembled. Understanding the shape and function of each piece is crucial for identifying how they align during the solving process.

Purpose and Challenge

The primary challenge of the 12 piece wooden ball puzzle is to discover the

correct order and orientation of each piece to form a seamless sphere. This type of puzzle develops spatial awareness, logical thinking, and patience. The complexity lies in the fact that incorrect placement of even a single piece can prevent subsequent pieces from fitting, demanding a methodical approach to solving.

Step-by-Step Solution Guide

Solving the 12 piece wooden ball puzzle requires following a precise sequence to ensure all parts fit perfectly. Below is a detailed step-by-step guide to assembling the puzzle successfully.

1. **Identify the Core Pieces:** Begin by locating the central pieces that serve as the puzzle's foundation. These pieces typically have the most intricate notches and interlock points.
2. **Assemble the Inner Structure:** Connect the core pieces carefully, ensuring that each notch aligns perfectly without forcing. This inner framework supports the rest of the puzzle.
3. **Add the Secondary Pieces:** Gradually attach the intermediate sections that connect to the core. These pieces help to stabilize the puzzle's shape.
4. **Attach the Outer Pieces:** Fit the remaining pieces around the assembled core and secondary pieces, completing the spherical form.
5. **Final Adjustments:** Once all pieces are in place, gently press the puzzle to ensure all connections are secure and the ball is perfectly round.

Important Assembly Tips

Throughout the assembly, it is vital to maintain a steady hand and avoid forcing pieces. Patience and observation of the puzzle's geometry will guide the solver to the correct configuration.

Tips and Techniques for Efficient Assembly

Efficiency in solving the 12 piece wooden ball puzzle comes with understanding the puzzle's design principles and employing strategic techniques.

Sorting and Familiarization

Before starting the assembly, sorting the pieces by shape and examining their notches and grooves can provide insights into their potential placement. Familiarity with each piece's form accelerates the solution process.

Incremental Testing

Testing the fit of pieces incrementally rather than attempting to place multiple pieces simultaneously reduces the likelihood of mistakes and makes identifying errors easier.

Utilizing Symmetry

Many wooden ball puzzles rely on symmetrical patterns. Recognizing symmetry in pieces and their placement can help predict the position of subsequent pieces.

Common Challenges and How to Overcome Them

While solving the 12 piece wooden ball puzzle, several common challenges may arise, often causing frustration or delays.

Mismatched Pieces

One frequent issue is confusion caused by similarly shaped pieces that are not interchangeable. Careful examination and comparison are essential to avoid misplacement.

Forcing Pieces

Applying excessive force can damage the puzzle or cause pieces to jam. If resistance is met, it usually indicates an incorrect piece or position. Patience and reevaluation are recommended.

Sequence Errors

Incorrect assembly order can prevent completion. Tracking the step-by-step sequence and reverting to earlier stages when necessary helps maintain progress.

Benefits of Solving the 12 Piece Wooden Ball Puzzle

Engaging with the 12 piece wooden ball puzzle offers numerous cognitive and practical benefits beyond entertainment.

Enhancement of Spatial Reasoning

Solving the puzzle improves spatial visualization skills by requiring the solver to manipulate and understand three-dimensional objects mentally.

Improvement in Patience and Focus

The process demands sustained concentration and patience, attributes that are transferable to various problem-solving scenarios in daily life and work.

Development of Fine Motor Skills

Handling the small wooden pieces and fitting them precisely develops fine motor coordination and hand-eye coordination.

- Boosts cognitive function through active problem-solving
- Provides a tactile and visual learning experience
- Encourages methodical and logical thinking patterns
- Offers a satisfying sense of accomplishment upon completion

Frequently Asked Questions

What is the solution to the 12 piece wooden ball puzzle?

The solution involves carefully interlocking the wooden pieces by aligning their notches and grooves in a specific sequence, allowing the pieces to form a perfect sphere.

Are there step-by-step instructions available for solving the 12 piece wooden ball puzzle?

Yes, many guides and videos provide step-by-step solutions that show the correct order and orientation to assemble the pieces into a wooden ball.

How long does it typically take to solve the 12 piece wooden ball puzzle?

The time varies by individual, but on average it takes between 10 to 30 minutes for beginners to solve the puzzle once they understand the correct assembly sequence.

What are common mistakes to avoid when solving the 12 piece wooden ball puzzle?

Common mistakes include forcing pieces without proper alignment, not identifying the unique shapes of individual pieces, and ignoring the correct sequence which can lead to incorrect assembly.

Can the 12 piece wooden ball puzzle be solved without instructions?

Yes, it is possible to solve the puzzle without instructions through trial and error and spatial reasoning, though it may take significantly longer without guidance.

Are all 12 pieces of the wooden ball puzzle identical?

No, each of the 12 pieces has a unique shape and interlocking design that fits only in a specific orientation and order within the puzzle.

What skills does solving the 12 piece wooden ball puzzle help develop?

Solving this puzzle enhances spatial awareness, problem-solving skills, patience, and fine motor coordination.

Is the 12 piece wooden ball puzzle suitable for children?

It is generally recommended for older children and adults due to the complexity and small parts, but younger children can attempt it with adult supervision.

Where can I find a solution guide or video for the 12 piece wooden ball puzzle?

Solution guides and videos are available on platforms like YouTube, puzzle enthusiast forums, and sometimes included by manufacturers on their websites.

Additional Resources

1. *Mastering the 12-Piece Wooden Ball Puzzle: Step-by-Step Solutions*

This book offers a comprehensive guide to solving the 12-piece wooden ball puzzle, breaking down the process into easy-to-follow steps. It includes detailed illustrations and tips to help puzzlers of all skill levels. Whether you're a beginner or looking to improve your solving speed, this book provides valuable insights.

2. *The Art of Wooden Ball Puzzles: Techniques and Strategies*

Explore the fascinating world of wooden ball puzzles with this detailed resource focused on the 12-piece variant. The book covers solving techniques, common challenges, and how to approach the puzzle logically. It also delves into the design and craftsmanship behind these intricate wooden puzzles.

3. *Brain Teasers and Solutions: The 12-Piece Wooden Ball Challenge*

This book compiles a variety of brain teasers centered around the 12-piece wooden ball puzzle. Each challenge comes with a clear explanation and solution, encouraging readers to develop critical thinking skills. It's perfect for puzzle enthusiasts looking to sharpen their problem-solving abilities.

4. *Wooden Ball Puzzles Unlocked: Secrets to the 12-Piece Design*

Discover the secrets behind the 12-piece wooden ball puzzle in this insightful guide. The author explains the puzzle's mechanical structure and provides strategic advice for unlocking its solution. It's an excellent resource for those interested in both the puzzle's function and its solution.

5. *Solving Interlocking Puzzles: The 12-Piece Wooden Ball Edition*

Focused on interlocking puzzles, this book covers the unique challenges posed by the 12-piece wooden ball. It presents various solving methods and highlights common pitfalls to avoid. Readers will gain a deeper understanding of spatial reasoning through practical examples.

6. *The Complete Guide to Wooden Ball Puzzles: From Assembly to Solution*

This comprehensive guide walks readers through assembling and solving the 12-piece wooden ball puzzle. Detailed diagrams help visualize each step, making the solution accessible to all. The book also discusses the history and variations of wooden ball puzzles for a broader perspective.

7. *Unlocking Complexity: Strategies for the 12-Piece Wooden Ball Puzzle*

Delve into complex solving strategies tailored for the 12-piece wooden ball puzzle in this focused manual. It emphasizes logical sequencing and spatial

visualization techniques to overcome the puzzle's challenges. Ideal for puzzle solvers aiming to enhance their analytical skills.

8. *Wooden Puzzle Enthusiast's Handbook: The 12-Piece Ball Edition*

This handbook is designed for enthusiasts who want to master the 12-piece wooden ball puzzle. It combines historical context, puzzle theory, and practical solutions to provide a well-rounded understanding. The book also offers tips on maintaining and caring for wooden puzzles.

9. *Hands-On Puzzle Solving: Practical Solutions for the 12-Piece Wooden Ball*

A practical workbook that guides readers through hands-on exercises to solve the 12-piece wooden ball puzzle. It encourages active participation with stepwise challenges and solution walkthroughs. Perfect for learners who prefer interactive and tactile problem-solving approaches.

12 Piece Wooden Ball Puzzle Solution

Find other PDF articles:

<https://test.murphyjewelers.com/archive-library-403/files?docid=ITx73-5887&title=i-sent-my-therapist-to-therapy-alec-benjamin.pdf>

12 piece wooden ball puzzle solution: The American Stationer , 1904

12 piece wooden ball puzzle solution: The Violinist , 1924

12 piece wooden ball puzzle solution: Truth , 1907

12 piece wooden ball puzzle solution: The Mirror Sam Clegg, 1992-03-21

12 piece wooden ball puzzle solution: Official Gazette of the United States Patent Office

United States. Patent Office, 1972

12 piece wooden ball puzzle solution: English Mechanic and World of Science , 1873

12 piece wooden ball puzzle solution: English Mechanic and Mirror of Science , 1868

12 piece wooden ball puzzle solution: Index of Trademarks Issued from the United

States Patent Office United States. Patent Office, 1933

12 piece wooden ball puzzle solution: Boys' Herald , 1877

12 piece wooden ball puzzle solution: English Mechanic and Mirror of Science and Art , 1887

12 piece wooden ball puzzle solution: The Advocate , 2005-01-18 The Advocate is a lesbian, gay, bisexual, transgender (LGBT) monthly newsmagazine. Established in 1967, it is the oldest continuing LGBT publication in the United States.

12 piece wooden ball puzzle solution: Scientific American , 1863

12 piece wooden ball puzzle solution: Railway Signaling , 1925

12 piece wooden ball puzzle solution: American Agriculturist , 1877

12 piece wooden ball puzzle solution: Radio Times , 1953

12 piece wooden ball puzzle solution: Harper's Young People , 1885

12 piece wooden ball puzzle solution: Railway Age , 1934

12 piece wooden ball puzzle solution: Turf, Field and Farm , 1866

12 piece wooden ball puzzle solution: The Billboard , 1926

12 piece wooden ball puzzle solution: Boys' Life , 1921-04 Boys' Life is the official youth magazine for the Boy Scouts of America. Published since 1911, it contains a proven mix of news, nature, sports, history, fiction, science, comics, and Scouting.

Related to 12 piece wooden ball puzzle solution

၂၀၁၈ ခုနှစ် - ၂၀၁၉ ခုနှစ်

Python 3.12.0 - Python 3.12.0 2025 Python 3.12.x 3.13

12. 1990 年 12 月 12 日，中共中央、国务院作出《关于深化经济体制改革，加快建立社会主义市场经济体制的决议》，明确提出“建立社会主义市场经济体制”的目标。

12 12
 V v.ranks.xin/

5%, 8%, 12% 12% 3500x0.12=420 420 840
 ?

[illegible]

3.9 4.0 3.9.12 wechat
 file 4.0

i5-12450h 2025 **i5-12450H** i5-12450H Q1'22 12 12th Gen® i5
intel 10th 2025 13th

2024560012400F CPU
5 5600i5-12400F

B760 | **B760M** | **B760M-K** B760 ROG STRIX ROG B760-G S/S TUF

[illegible]

Python 3.12.0 - Python 3.13.0

[illegible]

12 12
 V v.ranks.xin/

5% 8%, 12% 12% $3500 \times 0.12 = 420$ 420 840
 ?

[illegible]

3.9 4.0 3.9.12 wechat
 file 4.0

i5-12450H 2025 i5-12450H i5-12450H Q1'22 12 12th Gen Intel® Core™ i5
Intel 10nm 2025 13

2024560012400F CPU
5 5600i5-12400F

B760 **B760M** **B760M-K** B760 ROG STRIX ROG B760-G S/S TUF




၀၀ **12** ၀၀၀၀၀၀ - ၀၀ ၀၀ 12 ၀၀၀၀၀၀ 12၀၀၀၀၀၀၀၀၀၀၀၀၀၀၀၀၀၀ ၀၀၀၀၀၀၀၀၀၀၀ ၀၀12၀၀၀ ၀၀၀၀12၀၀၀ 12၀၀၀၀
 ၀၀၀၀၀၀ ၀၀၀၀၀၀၀၀၀၀ ၀၀၀၀

Python 3.12.0 - Python 3.13.0 2025 3.12.x 3.13

[illegible]

12 12
 V v.ranks.xin/

[illegible]

i5-12450h 2025 **i5-12450H** i5-12450H Q1'22 12   i5 
 intel 10 2 2025 1 3


B760

B760M

B760M-K

 B760
 
 ROG STRIX
 
 ROG B760-G S/
 
 S
 
 TUF

Python 3.12.0 - Python 3.12.0 2025 Python 3.12.x 3.13

12 12
 V v.ranks.xin/

[illegible]

i5-12450H 2025 i5-12450H i5-12450H Q1'22 12 12th Gen Intel® Core™ i5
Intel 10nm vPro 2025 13MB cache

B760 | **B760M** | **B760M-K** B760 ROG
 STRIX ROG B760-G S/ TUF