

idleon damage guide warrior

idleon damage guide warrior provides an in-depth exploration into maximizing the damage output for the Warrior class in Legends of IdleOn. This guide covers essential aspects such as skill selection, stat allocation, equipment optimization, and gameplay strategies tailored specifically for Warriors. Understanding these elements is crucial for players looking to enhance their combat efficiency and dominate in both PvE and PvP scenarios. The article will break down the mechanics behind Warrior damage, including the best practices for boosting attack power, critical hit rate, and overall survivability. By following this comprehensive guide, players can expect to significantly improve their damage performance and unlock the full potential of the Warrior class in idleon. Below is a detailed table of contents outlining the key sections covered in this article.

- Understanding Warrior Damage Mechanics
- Optimal Stat Allocation for Maximum Damage
- Skill Build Recommendations for Warriors
- Equipment and Weapon Choices
- Combat Strategies to Enhance Damage Output
- Additional Tips and Advanced Techniques

Understanding Warrior Damage Mechanics

In idleon, the Warrior class specializes in close-range melee combat, relying heavily on physical damage and defensive capabilities. Understanding how damage is calculated for Warriors is fundamental to optimizing their performance. Warrior damage is influenced by several factors, including base attack power, weapon multipliers, skill modifiers, and critical hit statistics. Physical damage scales primarily with Strength and Attack stats, while critical hits add an extra layer of damage potential. Additionally, certain skills provide damage multipliers or special effects that can amplify overall damage output.

Damage Formula and Influencing Factors

The damage dealt by a Warrior is based on a combination of weapon damage and character stats. The general formula incorporates base attack, weapon damage, skill multipliers, and critical hit chance and damage. Strength increases the

base attack power, while Attack stat enhances the weapon's damage output. Critical hits depend on crit chance and crit damage stats, which multiply the final damage dealt. Understanding these elements allows players to prioritize stats and equipment that directly boost damage.

Physical vs. Elemental Damage

Warriors primarily deal physical damage, which is affected by enemy defense and resistances. Unlike some other classes, Warriors typically do not leverage elemental damage, making raw physical attack and penetration stats more valuable. This distinction means that players should focus on gear and skills that enhance physical power and reduce enemy defense to maximize damage.

Optimal Stat Allocation for Maximum Damage

Allocating stats effectively is critical for maximizing Warrior damage. The Warrior benefits most from Strength and Attack stats, with secondary importance on Critical Rate and Critical Damage. Balancing these stats ensures sustained damage output and frequent critical hits, which significantly increase overall damage.

Primary Stats: Strength and Attack

Strength directly increases the Warrior's base attack power, making it the most important stat for damage. Attack further enhances weapon damage and should be invested in to complement Strength. Prioritizing these two stats forms the foundation for high damage output.

Secondary Stats: Critical Rate and Critical Damage

Critical Rate increases the likelihood of dealing critical hits, while Critical Damage multiplies the damage dealt when a critical hit occurs. Investing in these stats enhances burst damage potential and allows Warriors to dispatch enemies more efficiently. However, these should be balanced carefully to avoid diminishing returns.

Supporting Stats: Defense and Health

While focusing on damage, Warriors also require survivability to maintain consistent damage output. Defense and Health stats help Warriors withstand enemy attacks, reducing downtime and preventing interruptions during combat. A balanced approach ensures damage sustainability without sacrificing survivability.

- Strength: Primary focus for damage scaling
- Attack: Enhances weapon damage
- Critical Rate: Increases chance of critical hits
- Critical Damage: Boosts damage multiplier on crits
- Defense and Health: Support survivability

Skill Build Recommendations for Warriors

Skill selection plays a pivotal role in amplifying the Warrior's damage capabilities. Focusing on offensive skills that boost attack speed, damage multipliers, and critical hit enhancements provides the best results. Additionally, utility skills that improve survivability indirectly support sustained damage output.

Essential Damage Skills

Skills such as "Fury Strike" and "Berserker's Rage" directly increase damage through multipliers and attack speed boosts. Investing skill points into these abilities maximizes damage per second (DPS) and allows for faster enemy clear times. Prioritizing these skills ensures that Warriors remain effective damage dealers throughout their progression.

Support and Utility Skills

Skills that enhance defense, health regeneration, or provide crowd control effects help Warriors maintain their offensive momentum. These abilities reduce incoming damage and prevent interruptions, allowing Warriors to focus on dealing consistent damage. While not directly increasing damage, these skills contribute to overall combat effectiveness.

Equipment and Weapon Choices

Choosing the right equipment is essential for optimizing Warrior damage. Weapons with high attack power and favorable multipliers should be prioritized, along with armor that complements the Warrior's stat distribution. Proper gear selection enhances the effectiveness of skills and stat investments.

Best Weapons for Damage

Two-handed swords and axes are generally preferred for Warriors due to their high base damage and skill synergy. Weapons with additional bonuses to Strength, Attack, or Critical stats provide significant damage boosts. Players should seek out rare or legendary weapons that align with their build for maximum benefit.

Armor and Accessories

Armor sets that increase Strength, Attack, or Critical stats are ideal for Warriors focused on damage. Accessories that boost critical hit rate or damage further enhance damage output. Additionally, gear that offers bonuses to attack speed or damage multipliers should be considered to complement the overall build.

- Focus on high damage two-handed weapons
- Prioritize gear with Strength and Attack bonuses
- Enhance critical hit stats with accessories
- Select armor that supports survivability and offense

Combat Strategies to Enhance Damage Output

Effective combat strategies are crucial for maximizing Warrior damage. Utilizing positioning, timing, and skill rotation ensures that Warriors can deal consistent and high damage while minimizing downtime. Understanding enemy mechanics and adapting tactics accordingly further improves damage efficiency.

Skill Rotation and Timing

Properly sequencing skills such as buffs, damage-dealing attacks, and crowd control maximizes DPS. Activating damage multipliers before executing high-damage skills results in greater overall damage. Maintaining optimal skill uptime reduces periods of vulnerability and increases combat effectiveness.

Positioning and Mobility

Warriors benefit from staying close to enemies to maintain melee range while avoiding unnecessary damage. Utilizing mobility skills to reposition or evade

attacks allows Warriors to sustain damage output longer. Awareness of enemy attack patterns and positioning enhances survivability and damage consistency.

Additional Tips and Advanced Techniques

Beyond basic stat and skill optimization, several advanced techniques can further boost Warrior damage. These include utilizing buffs from other classes, managing cooldowns efficiently, and leveraging game mechanics such as buffs, debuffs, and elemental effects.

Buff and Party Synergies

Collaborating with other classes to receive damage buffs or debuffs on enemies greatly enhances Warrior damage. Skills or items that increase attack power, critical chance, or reduce enemy defense should be utilized in party play to maximize damage potential.

Cooldown Management and Burst Damage

Timing powerful skills during critical moments, such as boss fights or elite encounters, optimizes burst damage. Managing cooldowns to ensure key damage abilities are available when needed increases overall effectiveness and speeds up combat encounters.

- Coordinate buffs with party members
- Focus on cooldown timing for burst damage
- Utilize debuffs to reduce enemy defenses
- Experiment with gear and skill combinations

Frequently Asked Questions

What is the best weapon type for maximizing Warrior damage in IdleOn?

The best weapon type for maximizing Warrior damage in IdleOn is typically the Greatsword due to its high base damage and strong scaling with Warrior stats.

Which stats should I prioritize to increase my Warrior's damage in IdleOn?

To increase your Warrior's damage, prioritize Strength and Dexterity stats as they directly boost physical damage output and attack speed.

How does the Warrior skill tree affect damage output in IdleOn?

The Warrior skill tree enhances damage output by unlocking skills that increase attack power, critical hit chance, and attack speed, making your Warrior more effective in combat.

Are there any recommended equipment sets for boosting Warrior damage in IdleOn?

Recommended equipment sets for boosting Warrior damage include those that provide bonuses to Strength, Dexterity, and critical hit rate, such as the Legendary Warrior Set or other high-tier gear focusing on physical damage.

How important is critical hit chance and damage for a Warrior's DPS in IdleOn?

Critical hit chance and damage are very important for a Warrior's DPS as they significantly increase burst damage, allowing your attacks to deal much higher damage on critical hits.

Can potions or buffs improve Warrior damage in IdleOn, and which ones are most effective?

Yes, potions and buffs can improve Warrior damage. Potions that increase Strength, attack speed, or critical hit chance, as well as buffs from party members that boost physical damage or defense penetration, are most effective.

Additional Resources

1. Mastering Warrior Damage in IdleOn: A Comprehensive Guide

This book dives deep into optimizing your warrior's damage output in IdleOn. It covers skill builds, equipment choices, and stat prioritization to maximize DPS. Players will learn advanced techniques to efficiently level and dominate in combat.

2. The IdleOn Warrior's Damage Handbook

Focused entirely on the warrior class, this handbook provides step-by-step strategies to increase damage. It includes detailed explanations of skills,

combos, and gear setups. Ideal for both beginners and experienced players aiming to boost their warrior's effectiveness.

3. *IdleOn Damage Mechanics: Unlocking Warrior Potential*

Explore the underlying damage mechanics that affect warriors in IdleOn. This book breaks down formulas, damage types, and critical hit dynamics to help players understand how to optimize their damage. With practical examples, it makes complex concepts easy to grasp.

4. *Ultimate Warrior Build Guide for IdleOn*

This guide offers a curated selection of the best warrior builds for dealing massive damage. It compares different weapon types, armor sets, and skill trees to recommend the optimal setup. Readers will find tips on balancing offense and defense for sustained damage output.

5. *IdleOn Warrior Damage Boosting Techniques*

Learn various techniques and tricks to boost your warrior's damage in IdleOn. The book covers buff stacking, timing attacks, and leveraging game mechanics for maximum impact. It also discusses how to adapt your strategy for different enemies and bosses.

6. *From Novice to Pro: Warrior Damage Strategies in IdleOn*

Designed for players progressing from beginner to advanced levels, this book outlines damage strategies for each stage of the game. It highlights essential milestones for warriors and how to upgrade gear and skills effectively. A practical guide to consistently improving your damage output.

7. *IdleOn Warrior Damage Optimization: Gear and Skill Synergy*

This book emphasizes the synergy between gear and skills to optimize warrior damage. It explains how to select complementary equipment and skill combinations that enhance overall DPS. Readers will gain insights into crafting and upgrading gear for peak performance.

8. *Speed and Power: Maximizing Warrior Damage in IdleOn*

Focusing on speed and attack power, this guide helps players increase their warrior's damage through fast and powerful strikes. It explores attack speed modifiers, cooldown reduction, and critical damage enhancements. A valuable resource for players who want to deal rapid, high damage.

9. *IdleOn Warrior Damage Guide: Advanced Tactics and Builds*

Aimed at experienced players, this book presents advanced tactics for maximizing warrior damage. It includes niche builds, endgame gear setups, and combat strategies against challenging foes. Perfect for those seeking to push their warrior's damage to the highest levels.

























[Idleon Damage Guide Warrior](#)

Find other PDF articles:

idleon damage guide warrior: AdVenture Ages: Idle Clicker — The Ultimate Guide Navneet Singh, Prologue: Welcome to the World of Idle Adventure Idle clicker games have captured the hearts of millions worldwide, blending simple mechanics with addictive progression systems. Among them, AdVenture Ages: Idle Clicker stands out for its unique take on time-traveling adventures and incremental gameplay. In this book, you'll discover the history of AdVenture Ages, its core mechanics, strategies to optimize your progress, and tips to master every era. Whether you're a casual clicker or a hardcore idle strategist, this guide is your ticket to becoming the ultimate adventurer. Chapter 1: The Basics of AdVenture Ages 1.1 What is AdVenture Ages? AdVenture Ages is an idle clicker game where you recruit heroes, defeat enemies, and collect gold to progress through different ages — from the Stone Age to futuristic eras. The game automatically generates income and battle progress even when offline, rewarding patience and smart upgrades. 1.2 How to Play Click to Attack: Tap the screen to send your heroes into battle. Hire Heroes: Use gold to recruit powerful heroes who increase your damage output. Upgrade Heroes: Level up heroes to boost their abilities and damage. Prestige System: Reset your progress at key points to gain permanent bonuses called "Mythstones." Travel Through Ages: Each age presents unique challenges and enemies, adding variety to the gameplay. Chapter 2: Understanding the Heroes 2.1 Types of Heroes Heroes come in various classes with unique abilities: Warriors — Strong melee damage Archers — Long-range attacks Mages — Magical damage and special effects 2.2 Hero Progression Each hero can be leveled up multiple times, increasing their damage exponentially. Upgrades often include: Damage boosts Attack speed improvements Special passive effects 2.3 Hero Synergies Certain heroes unlock synergy bonuses when upgraded together, enhancing your overall damage output. Understanding these synergies is key to fast progression. Chapter 3: The Prestige System and Mythstones 3.1 What is Prestige? Prestige resets your progress in exchange for Mythstones, which grant permanent boosts across all ages. 3.2 When to Prestige It's optimal to prestige when the cost to progress further becomes too high compared to the benefits of restarting with Mythstone bonuses. 3.3 Spending Mythstones Use Mythstones to upgrade: Hero damage multipliers Gold gain bonuses Special artifacts that affect gameplay mechanics Chapter 4: Tips and Tricks to Maximize Progress Always upgrade your heroes' damage first. Focus on unlocking and upgrading synergy bonuses. Time your prestige resets for maximum Mythstone gain. Use artifacts strategically to improve idle gold and damage. Check daily quests and achievements for bonus rewards. Chapter 5: Exploring the Ages Each age in AdVenture Ages brings new enemies and visual themes: Stone Age Medieval Age Renaissance Industrial Revolution Future Tech Age Learn how to adapt your strategies for different enemy types and challenges. Epilogue: The Endless Adventure AdVenture Ages is designed for continuous growth and discovery. With smart strategies and patience, you can unlock every hero, conquer all ages, and become a legendary adventurer. Keep clicking, keep upgrading — your next adventure awaits!

idleon damage guide warrior: Auto Battles Online: Idle PvP — The Ultimate Guide Navneet Singh, Chapter 1: Introduction to Auto Battles Online Auto Battles Online: Idle PvP is a fast-paced idle RPG that combines strategic auto-battler mechanics with competitive PvP gameplay. Developed by Tier 9 Studios, it offers players the thrill of building a team of heroes who battle automatically while you plan and upgrade your squad. Whether you're actively playing or offline, your heroes keep progressing, making it perfect for casual and hardcore gamers alike. Chapter 2: Core Gameplay Mechanics 2.1 Auto-Battler Combat In Auto Battles Online, battles are automatic. You position your heroes, and they fight on their own using unique skills and weapons. Success depends on team composition, hero synergy, and gear upgrades. 2.2 Idle Progression Your heroes train and collect resources even when you're offline. This allows continuous growth without constant playtime,

helping you catch up or get stronger over time. 2.3 Hero Customization Choose from various heroes, each with distinct classes such as Warrior, Archer, and Mage. Customize their look and upgrade their stats, armor, and weapons to optimize performance. Chapter 3: Heroes and Classes 3.1 Hero Classes Warrior: Frontline tank and damage dealer. Archer: Ranged DPS with high attack speed. Mage: Powerful magic attacks, often AoE. 3.2 Hero Tier List SS Tier: Hercules, Zeus, Helsing – top-tier heroes with versatile skills. S Tier: Atlas, The Hatter, Fenrir – strong but situational. A Tier: Ranger, Ralf, Ragenald – reliable but requires strategy. Lower Tiers: Useful in niche builds or for beginners. Chapter 4: Equipment and Upgrades 4.1 Gear Types Weapons: Increase attack power and special effects. Armor: Boost defense and survivability. Accessories: Provide buffs and unique abilities. 4.2 Upgrading Gear Collect materials from battles and raids to enhance your equipment. Higher rarity gear (Epic, Legendary, Immortal) drastically improves hero stats. Chapter 5: Game Modes 5.1 PvP Arenas Compete against other players in real-time battles. Winning grants rewards and boosts your leaderboard ranking. 5.2 Guilds and Raids Join guilds for cooperative gameplay. Raid bosses with your guildmates to earn exclusive gear and resources. 5.3 Island Conquest Capture and develop islands that generate passive income. Defend your territory or raid enemy guilds to expand your empire. Chapter 6: Strategies for Success 6.1 Team Composition Balance your team with frontline tanks, ranged attackers, and mages. Synergize hero abilities for maximum effect. 6.2 Prioritize Upgrades Focus on upgrading your strongest heroes' gear and skills first to dominate battles. 6.3 Active Participation Log in regularly to collect rewards, adjust your lineup, and participate in events for maximum progression. Chapter 7: Tips and Tricks Use idle time wisely by upgrading your heroes and equipment. Participate in guild activities to earn rare rewards. Experiment with different hero combinations to find the best synergy. Focus on PvP arena to climb rankings and unlock bonuses. Conclusion Auto Battles Online: Idle PvP offers a unique blend of strategic planning, competitive PvP, and idle progression. Whether you enjoy casual play or competitive PvP, mastering hero management, upgrades, and team strategies will help you rise to the top.

idleon damage guide warrior: [BattleofSBG: AFK - Idle Strategy Hero Guide](#) Navneet Singh,  Introduction Welcome to the BattleofSBG: AFK universe—a dynamic idle RPG where heroes fight, evolve, and thrive, even while you're away! This guidebook will walk you through every aspect of the game—from hero management to combat strategies, artifacts, guilds, and beyond.  Chapter 1: Understanding the AFK Genre  What Is an Idle RPG? Idle RPGs allow your characters to fight and gather resources without active player input. Perfect for casual and strategic players alike.  Why Strategy Still Matters Even in idle games, strategic team-building, resource allocation, and event participation can dramatically influence your progress.  Chapter 2: Game Basics  User Interface Breakdown Home: Team, Summon, Quests Battle: Campaign, Arena, Trials Heroes: Upgrade, Equip, Ascend Guild: Contribute, Raid, Chat Events: Limited-time rewards  Resource Types Gold: General upgrades Gems: Premium currency Hero Shards: Hero summoning and ascension AFK Rewards: Earned passively over time  Chapter 3: Hero Classes and Factions  Hero Roles Tank: Frontline protector Warrior: Balanced damage and durability Mage: High burst magic damage Assassin: Fast single-target DPS Support: Healing, buffs, and control  Faction Types Flame Order  Nature Kin  Void Legion  Celestials & Abyssals  (Rare & powerful)  Factional Advantage Wheel Flame > Nature > Void > Flame Celestials & Abyssals are neutral  Chapter 4: Hero Summoning and Upgrading  Summoning System Basic Summon: Daily free attempts Premium Summon: Uses Gems or Scrolls Faction Summon: Target specific faction Friendship Summon: Uses friend points  Hero Upgrades Leveling Up: Use gold and EXP Ascension: Merge duplicate heroes to increase star rating Gearing Up: Equip weapons, armor, and accessories Limit Break: Max-level heroes can evolve further  Chapter 5: Campaign & Battle Mechanics  Campaign Mode Progress through stages to unlock resources, new modes, and increase AFK rewards.  Combat System Turn-based, auto-play Skill timing matters in PvP Team synergy is key  Team Formation Tips Use faction advantage Balance roles (Tank + DPS + Support) Use crowd control heroes in PvP  Chapter 6: Daily Progress Checklist Task Description  Collect AFK rewards Idle loot Do Daily Quests Earn gems and scrolls

□ Arena Battles PvP ranking and coins □ Guild Raid Team up for high-value rewards □ Tower/Trial Modes Test strength, earn ascension mats □ Chapter 7: Guild System & Multiplayer □ Joining a Guild Access guild chat, raid bosses, and guild store Contribute daily to build guild points □ Guild Raids Damage boss for high-value loot Ranking-based rewards □ Chapter 8: Arena and PvP Tips □ Arena Types Classic PvP: Standard team vs team Draft Arena: Use random heroes Guild War: Team-based PvP □ PvP Strategy Counter common team setups Speed and crowd control are meta Use PvP artifacts and buffs □ Chapter 9: Artifacts & Equipment □ Equipment Sets Boost specific stats (e.g., Crit, HP, Speed) Rarity: Common → Epic → Mythic □ Artifact System Unique boosts Level up using artifact essence Choose according to hero role □ Chapter 10: Events & Time-Limited Challenges □ Event Types Hero Banners Seasonal Trials AFK Dungeon Rush Limited-Time Shop □ Event Strategy Save scrolls and gems for events Focus on milestone rewards Track leaderboard-based prizes □ Chapter 11: Advanced Tips & Meta Always use faction advantage in battles Keep a stockpile of hero shards for selective summoning Focus on 5-6 core heroes before diversifying Use friend system to borrow high-level heroes □ Chapter 12: Real-World Strategy for AFK Gaming □ Optimal AFK Time Check back every 6-8 hours for max AFK yield □ Multi-Device Play Play on PC/Emulator for better control in PvP Mobile for idle management □ Conclusion: Rise as an Idle Legend Whether you're an AFK strategist or an active commander, BattleofSBG: AFK offers a rich, layered experience full of growth, loot, and tactical planning. This guide equips you with the tools to conquer every corner of the game—from idle riches to PvP glory. Keep upgrading, keep evolving—and let the battle continue, even when you're not watching.

idleon damage guide warrior: Calibur Knights - Idle RPG: The Ultimate Knight's Guide Navneet Singh, Table of Contents Introduction to Calibur Knights Getting Started: Your First Steps Understanding the Idle Mechanics Classes and Heroes: The Knightly Orders Gearing Up: Equipment and Upgrades Combat and Battle Modes Campaign, Dungeons, and Bosses Guilds and Community Play Events, Rewards, and Daily Tasks Advanced Strategies for Idle Dominance Monetization and In-App Purchases Lore of Calibur: The Knightly World Tips, Tricks, and Hidden Secrets Developer Insights and Future Updates Final Thoughts: Becoming a Legend

idleon damage guide warrior: Arcana Blade: Idle RPG - The Ultimate Guide & Lore Compendium Navneet Singh, Table of Contents Introduction to Arcana Blade Overview of the game What makes Arcana Blade unique Idle RPG mechanics explained The World of Arcana Blade History and lore of the realm Key factions and characters The arcane magic system Gameplay Mechanics Heroes and classes Combat system Idle progression explained Resource management (gold, crystals, arcana shards) Building Your Team Choosing heroes Synergy and team composition Equipment and upgrades Arcana Blade Strategies Early game tips Mid-game progression Endgame content and bosses Efficient resource farming Special Events and Quests Event types and rewards How to maximize event benefits Advanced Gameplay PvP mechanics and arenas Guilds and cooperative play Crafting and enhancement systems Future Updates and Community Developer insights Community resources Staying up-to-date

idleon damage guide warrior: AFK Arena: Idle Strategy for Casual Kings Dizzy Davidson, 2025-07-11 If you've ever wondered how mobile games can reward you while you sleep... If you're hooked on character collecting but tired of endless grinding... If you want to master AFK Arena without spending a fortune — this book is for you. Enter the enthralling world of AFK Arena, where idle play meets deep strategy, vivid art, and a sprawling fantasy universe. This isn't just a game — it's a movement. And this book is your ultimate key to unlocking it. Whether you're a total beginner or a seasoned player seeking next-level mastery, AFK Arena: Idle Strategy for Casual Kings delivers everything you need: · □ Step-by-step guides to leveling up faster, smarter, and stress-free · □ Powerful tips & tricks for building unstoppable teams with limited resources · □ Real-life stories from players around the globe, showing how AFK Arena transformed their mobile experience · □ Illustrated hero breakdowns and faction synergy explained in plain language · □ Insider secrets on how the game's visuals, lore, and social gameplay keep millions engaged · □ Easy-read format for gamers of all ages — even if you're just starting out · □ Marketing breakdowns, celebrity cameos,

and the viral explosion of AFK Arena · □ Bonus content, glossaries, timelines, and resource guides to elevate your play · □ PvP strategies, gacha guidance, and guild insights to take you from casual to elite · □ Comparisons to other auto-battlers, revealing why AFK Arena is in a class of its own This book doesn't just explain the game. It celebrates its culture. Packed with illustrations, real examples, and engaging storytelling, you'll feel immersed in a magical realm — even when you're AFK. Get your copy today!

idleon damage guide warrior: Jade Empire James Hogwood, 2005 Join a battle of mythical proportions. ·Covers all 6 main characters and 12 allies, plus villains and colleagues ·Maps for every area reveal shrines, containers, and key locations ·Advanced training for the Martial, Weapon, Support, Transformation, and Magic fighting styles ·Comprehensive walkthroughs for each chapter, including every quest ·Follow the lofty path of the Open Palm, or tread the dark road of the Closed Fist ·Proven strategies for mastering every mini-game ·Detailed appendices feature complete info for all items and weapons

idleon damage guide warrior: Warrior Kings Michael Knight, 2002 Only One Can Rule! - Pros and cons of each alignment path: Pagan, Imperial, and Renaissance - Keys to utilizing terrain, Acts of God, technology, and espionage - Military formations, unit combinations, and siege warfare tactics - Resource management: harvest, trade, and pillage - In-depth building tree for units and structures - Multiplayer strategies and tips from the developers - Detailed walkthroughs of all 21 levels

idleon damage guide warrior: Diary of an Unlikely Warrior Angela Powers Flippen, 2013-07-23 While praying and fasting for the local churches, God gave us the answers we had been seeking. It was not what we expected. Have you ever wondered why we do not see the works of the Holy Spirit in the Church? Have you ever wondered why Christians seemed to be so vexed and smitten? I know I have. Before we can see the good fruit Jesus told us to bear, we have to uproot the bad fruit. We have to seek him in Spirit and in truth. We have to die to self. I feel it is impossible for God to dump great authority and anointing in a people, when we have been unfaithful to him in the small matters. I believe he is looking for people like you and me, who will sacrifice and seek. When we seek, we must then obey. This book is an act of obedience to the Lord on my part, knowing full well there will be persecution and opposition. You can fill the sea with the things I do not know or understand, but one thing I do know is about deliverance and warfare. I pray this word is deposited into the right hearts and people and we will have a spiritual awakening. As my group was roused from a deep spiritual slumber, so I am praying that for you as well.

idleon damage guide warrior: The Wall of Storms Ken Liu, 2016-10-04 One of the Time 100 Best Fantasy Books Of All Time In the much-anticipated sequel to the “magnificent fantasy epic” (NPR) *Grace of Kings*, Emperor Kuni Garu is faced with the invasion of an invincible army in his kingdom and must quickly find a way to defeat the intruders. Kuni Garu, now known as Emperor Ragin, runs the archipelago kingdom of Dara, but struggles to maintain progress while serving the demands of the people and his vision. Then an unexpected invading force from the Lyucu empire in the far distant west comes to the shores of Dara—and chaos results. But Emperor Kuni cannot go and lead his kingdom against the threat himself with his recently healed empire fraying at the seams, so he sends the only people he trusts to be Dara’s savvy and cunning hopes against the invincible invaders: his children, now grown and ready to make their mark on history.

idleon damage guide warrior: The Immortal Warrior John Wells, 1987

idleon damage guide warrior: The New World , 1841

idleon damage guide warrior: The New World Park Benjamin, James Aldrich, Henry Champion Deming, James Mackay, 1841

idleon damage guide warrior: Gardeners' Chronicle , 1867

idleon damage guide warrior: The Pall Mall Budget , 1880

idleon damage guide warrior: The Saturday Evening Post , 1918 SCC Library has 1974-89; (plus scattered issues).

idleon damage guide warrior: The Philadelphia Album and Ladies' Literary Port Folio , 1831

idleon damage guide warrior: *The Engineer* , 1864

idleon damage guide warrior: **The Reformatory Press** Iowa. Reformatory at Anamosa, 1915

idleon damage guide warrior: Forest and Stream , 1891

Related to idleon damage guide warrior

Legends of Idleon | The Free Idle MMO Form your own guild of unique characters in Legends of Idleon! With dozens of classes, monsters, and skills, there's no end to the fun you'll have!

Play Legends of Idleon | The Free Idle MMO Begin your adventure in Legends of Idleon! Form your own guild of unique characters, and work together to uncover secrets and defeat epic bosses!

Leaderboards - Legends of Idleon Checkout the top players on Legends of Idleon!

Delete Account | Legends of Idleon The following steps provided below are here for any user who may wish to delete their IdleOn account and information

More Games | Legends of Idleon I've made more games than just Legends of Idleon ya know! You gotta try them out, they're in my list of top 3 games I've ever made

Privacy Policy - Legends of Idleon App refers to the Legends of Idleon App, accessible from Google Play You means the individual accessing or using the Service, or the company, or other legal entity on behalf of which such

Privacy Policy | Legends of Idleon These are the licenses for library code used in Legends of Idleon

Legends of Idleon Please close this window and return to your IdleOn Game to finish the log-in process Join the More Games Privacy Policy Licenses

Legends of Idleon Your recent purchase was canceled. You have not been charged. Return to Game Join the More Games Privacy Policy Licenses

Legends of Idleon Your recent purchase was successful, and your gems and/or items have been added to your account. Thank you for the support! :D If you have any issues regarding your

Legends of Idleon | The Free Idle MMO Form your own guild of unique characters in Legends of Idleon! With dozens of classes, monsters, and skills, there's no end to the fun you'll have!

Play Legends of Idleon | The Free Idle MMO Begin your adventure in Legends of Idleon! Form your own guild of unique characters, and work together to uncover secrets and defeat epic bosses!

Leaderboards - Legends of Idleon Checkout the top players on Legends of Idleon!

Delete Account | Legends of Idleon The following steps provided below are here for any user who may wish to delete their IdleOn account and information

More Games | Legends of Idleon I've made more games than just Legends of Idleon ya know! You gotta try them out, they're in my list of top 3 games I've ever made

Privacy Policy - Legends of Idleon App refers to the Legends of Idleon App, accessible from Google Play You means the individual accessing or using the Service, or the company, or other legal entity on behalf of which such

Privacy Policy | Legends of Idleon These are the licenses for library code used in Legends of Idleon

Legends of Idleon Please close this window and return to your IdleOn Game to finish the log-in process Join the More Games Privacy Policy Licenses

Legends of Idleon Your recent purchase was canceled. You have not been charged. Return to Game Join the More Games Privacy Policy Licenses

Legends of Idleon Your recent purchase was successful, and your gems and/or items have been added to your account. Thank you for the support! :D If you have any issues regarding your

Legends of Idleon | The Free Idle MMO Form your own guild of unique characters in Legends of Idleon! With dozens of classes, monsters, and skills, there's no end to the fun you'll have!

Play Legends of Idleon | The Free Idle MMO Begin your adventure in Legends of Idleon! Form your own guild of unique characters, and work together to uncover secrets and defeat epic bosses!

Leaderboards - Legends of Idleon Checkout the top players on Legends of Idleon!

Delete Account | Legends of Idleon The following steps provided below are here for any user who may wish to delete their IdleOn account and information

More Games | Legends of Idleon I've made more games than just Legends of Idleon ya know! You gotta try them out, they're in my list of top 3 games I've ever made

Privacy Policy - Legends of Idleon App refers to the Legends of Idleon App, accessible from Google Play You means the individual accessing or using the Service, or the company, or other legal entity on behalf of which such

Privacy Policy | Legends of Idleon These are the licenses for library code used in Legends of Idleon

Legends of Idleon Please close this window and return to your IdleOn Game to finish the log-in process Join the More Games Privacy Policy Licenses

Legends of Idleon Your recent purchase was canceled. You have not been charged. Return to Game Join the More Games Privacy Policy Licenses

Legends of Idleon Your recent purchase was successful, and your gems and/or items have been added to your account. Thank you for the support! :D If you have any issues regarding your

Back to Home: <https://test.murphyjewelers.com>